



Upgrade procedure to Radial Suite Release 8 or Combine Suite Release 8 Software and related Pre-requisites

This document will guide current SeaSonde users on how to prepare their site computers for upgrading to Radial/Combine Suite Release 8 and also covers other topics related to Release 8 upgrade procedure. Like Release 7, Release 8 requires a SeaSonde USB Hardware License key or a License Certificate containing relevant Release 8 License(s).

Pre-Requisites:

1. Computer configuration for Radial Site & Combine Site Computers:

Initial step is to confirm that the computer meets the minimum requirements for Release 8 software operation.

Recommended Computer Configuration

Macintosh Intel (MacMini, MacPro, iMac)

8 GB RAM

512 GB or higher hard disk.

OS X 10.11 to OS X 10.14** (OS X 10.12 or later for **Combine site computers**)

** [Click here](#) to see the latest Computer and OS Compatibility chart for R8.


Minimum Computer Configuration

Macintosh Intel (MacMini, MacPro, iMac)

4 GB RAM (does not support the use of add-ons like Elliptical Suite, etc)

256 GB hard disk (512 GB for combine site computer)

OS X 10.7.5

You can find your computer specs by selecting "About This Mac" under the  menu located on the top-left of the desktop screen.

Note: If site computer does not meet the recommended or minimum specifications, then you will need to arrange for a computer with the required specs before upgrading to Release 8. Also, you should configure the computer as per CODAR recommended minimum configuration settings found in CODAR's computer setup guide, which can be downloaded from this link: [Click here](#) to download computer setup guide.

Alternatively, a new, fully pre-configured MacMini computer as per our recommended standards can also be purchased from CODAR. Contact us to request a quote.



2. Existing Software License Information:

We will need information on current license key being used at the Radial site.(where applicable). The following steps below should be followed thoroughly depending on which software version is currently present on the radial site computer.

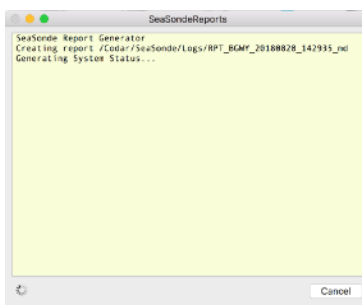
For Radial Suite/Combine Suite Release 7 Users:

Please provide us information on current license key being used at the Radial site.

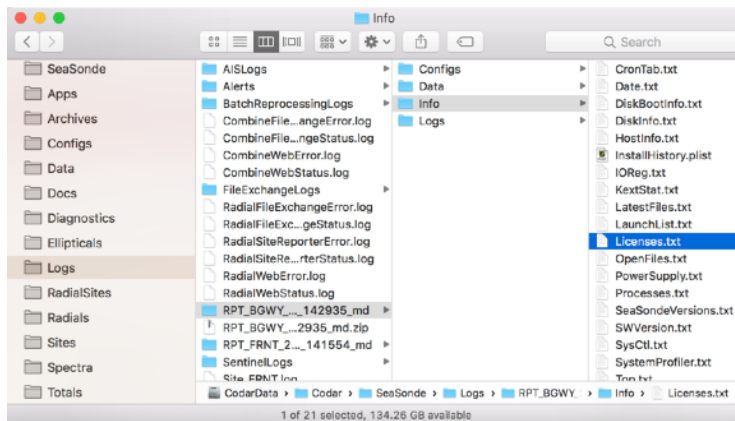
- This can be done by generating a report file on the computer. Run the “SeaSondeReportsMedium” script from /Codar/SeaSonde/Apps/Scripts by double clicking on it.



SeaSondeReportsMedium



- This will generate a zipped Report file named in /Codar/SeaSonde/Logs folder with format RPT_XXXX_YYYYMMDD_HHMMSS_md. (where XXXX is the 4 letter site code). Unzip this report and locate the *Licenses.txt* under /Info folder.





- Rename this text file to include corresponding site code (i.e. *Licenses_XXXX.txt*)
- Repeat this step for all your sites that you want to upgrade to Release 8.
- Email all License_XXXX.txt files from these sites to CODAR at the time of submitting purchase order or request for quote.
- CODAR will generate the new Release 8 license file based on the above information and send to you.

For Release 6 Users:

Release 6 radial and combine suite versions did not require a hardware usb license key for operation, thus, provide following information to CODAR to activate and install Release 8 software on your site computer.

For Radial Suite Release 6 users:

1. Site information such as site name and 4 letter site code and any add-on SeaSonde software (like Elliptical suite) currently being used on the computer.
2. SeaSonde Receiver S/N# at the site. (The key is not tied to the Receiver, but we need the S/N info to assign the key to a record here.)
3. Shipping address for us to send the Release 8 USB License key.

For Combine Suite Release 6 Users:

1. Provide the original PO # of your combine suite purchase or provide name of radial sites that are being combined using the existing combine suite.

Note: If you are going to use new Mac-Mini/Mac computer with Mac OS 10.13 or later, please see the Computer and OS Compatibility chart linked on the first page.

Basic software upgrade procedure:

- **Note:** Each existing license upgrade to Rel 8 purchased includes limited CODAR support for assistance with issues directly related to the software installation process, which includes help in software installation. Does not include any other support involving any software tutorials, data analysis or site configuration/remote support, or replacement computer initial configuration, re-configuring file transfers between radial sites and combine sites, etc. Read the FAQ section below.
- CODAR Tech.support engineer can install latest Release 8 software version remotely on your site.
- Please provide login information for your site(s) to complete the upgrade process. (**Note:** If CODAR determines the site connection to be too slow to perform the upgrade reliably over such slow connection, we will recommend you to perform the update yourself during your next site visit).
- If you are planning to install a new computer at your site for Release 8 software upgrade compatibility, then make sure, computer is configured as per CODAR's computer setup guide, which can be downloaded from this link: [Click here to download computer setup guide.](#)



- **For Release 7 users:** CODAR will also upgrade existing license key with Release 8 license remotely and can also install the Release 8 software.
- **For Release 6 users:**
 - Wait until you receive the USB license key in mail from CODAR or the new License certificate, before proceeding with next steps.
 - After receiving the usb key, you can visit the site to plugin the usb key to site computer. CODAR engineer can then perform the Release 8 software installation remotely while you are at the site or later. If you will use license certificate method, then a site visit may not be required.

Frequently Asked Questions (FAQs) on Release 8(R8) installation.

- 1. Will I be okay if I choose computer with minimum required configuration?**
 - A. Yes, if you are planning to only use Radial Suite or Combine Suite by itself for now and no other add-on software suites. If you plan to use any add-on software suites in future, we highly recommend to use computer with higher configuration. Also, any future releases after Radial Suite Release 8 may not be compatible with current minimum computer configuration for Release 8. So, we recommend choosing computer with minimum configuration only as a temporary solution until you can procure a computer with recommended configuration.
- 2. Can CODAR install Release 8 on my new computer if it is in my office and not at the radial site?**
 - A. Yes. The computer may be located in your office or at the site. You will just need to provide remote login information to us.
- 3. Does the computer need to be connected to SeaSonde hardware for Release 8 installation?**
 - A. No. Computer can be at your office for CODAR to install Release 8. Though, we will not be able to upgrade the Receiver's AWG firmware if the receiver is not connected to the computer at the time of upgrade.
- 4. Does Release 8 installation delete existing configs or data for Release 6 or Release 7 sites?**
 - A. **For Radial Sites:** Yes(some configs)R8 installer deletes CSPro_Preferences.plist and Archivalist.plist & Archivalist_Radial.plist and will update existing R6 or R7 configs as per the R8 format. Hence, we highly recommend backing up your entire Configs folder before R8 installation. R8 installer will also zip the R6 and R7 existing RadialConfigs folder into a PreR8_*.zip folder on computer desktop. You may also have to re-create the SeaDisplay site map with R8.

For Combine Sites: We highly recommend backing up your entire CombineConfigs



folder before R8 installation. R8 installer will update the old configs to the new format required for R8 compatibility.

You may also have to re-create the SeaDisplay site map with R8.

5. What should we consider, if we are also running other add-on software suites like Auto-APM, Elliptical, Tsunami, etc on our existing R6 or R7 sites?

- A. For Auto-APM: If not already using, you should update to latest Release 3 version after upgrading to Radial Suite Release 8.
For Elliptical Suite: Contact CODAR support to get the latest installer for Release 8.
For Tsunami Suite or any other add-ons: Contact CODAR support.

6. Does file transfer between Radial sites and Combine sites need to be modified after R8 upgrade?

- A. If upgrading from Release 6 to Release 8, the /Data/Radials folder now has separate folders for Ideal and Measured radials. So, any existing file transfer scripts between central and radial site will need to be modified accordingly.
Also, with Release 8, we have introduced a simpler file transfer method(scripts) to either push data from Radial Site to Central site or for central site to pull data from radial sites. CODAR support can help in this setup and can charge for this setup under your existing support contract.

7. What is included or not included with CODAR's installation service for R8 upgrade?

- A. As part of R8 upgrade, CODAR will install R8 at no additional cost, on existing R6 or R7 computers or new computers pre-configured by you.
However, any other support or help requested related to pre-configuring computer or site related questions, site troubleshooting, site analysis, etc will be chargeable under your existing support contract.
If you decide to perform the R8 installation yourself and run into any issues, we will need to setup a support contract (if you already don't have one setup with CODAR) before continuing to troubleshoot user installation issues. We will not charge for any software bugs or installation issues not related to user error.

8. Are there any issues with Radial/Combine software on latest Mac-minis?

- A. Apple released new Mac-mini version starting November 2018.
SeaSonde usb license key is not compatible with this latest Mac mini models and other newer Mac computers like MacBookPro with touch bar, new iMac. Hence the SeaSonde software will also not operate on these new models, if using usb license key.
If you are going to use new Mac-Mini/Mac computer with Mac OS 10.13 or later, [Click here](#) to see the latest Computer and OS Compatibility chart for R8. Review the instructions in the chart carefully before proceeding to upgrade to Release 8.



9. Are there any issues with software on latest Mac OS 10.14.x versions?

- A. After upgrading to Mac OS 10.14.x on existing computers or new computers with 10.14.x pre-installed, you may initially see a message for each SeaSonde App, from the OS saying “App is not optimized for your Mac” and will pause the app from running. Radial Suite Release 8 update 5 or Combine Suite Release 8 Update 2 include a work-around for this issue. Please upgrade your computers to these latest versions.

These messages are due to Apple phasing out 32-bit apps in future Mac OS versions and requiring only 64-bit apps. We are working on a permanent fix to this issue which will be part of our next major release (Tentatively titled “Release 9”) by converting all our apps to 64-bit apps. We are targeting to release this new version by the end of 2020.

If you are going to use new Mac-Mini/Mac computer with Mac OS 10.13 or later, [Click here](#) to see the latest Computer and OS Compatibility chart for R8. Review the instructions in the chart carefully before proceeding to upgrade to Release 8.